

General Education Learning Outcomes (GELO) Assessment Project

Spring 2022

Deborah Korth

Procedures to Record GELO

1. Create GELO column in Blackboard
([Video Directions created by TIPS](#))
2. Gather GELO evidence
3. Record GELO score in Blackboard
4. Complete [Microsoft Form](#) noting activities and assignments used to calculate GELO score

Spring GELO: 1.1, 2.1 and 3.1

FALL GELO: 1.1, 1.2, 2.1, 3.1, 3.2, 3.3



UNIVERSITY OF
ARKANSAS

Fulbright College
of Arts & Sciences

Scores

4: outstanding achievement

3: good achievement

2: average achievement

1: poor achievement

0: indicates no achievement



UNIVERSITY OF
ARKANSAS

Fulbright College
of Arts & Sciences

Goal 1

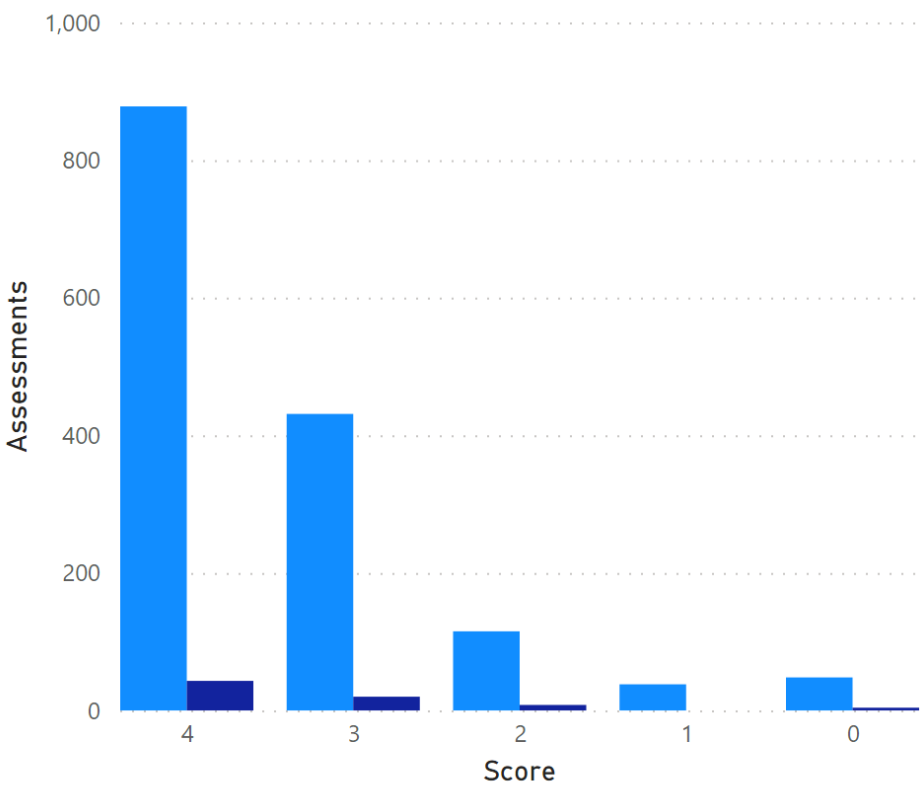
Strengthen written, oral, and multimodal communication abilities.

Highest score per student for each learning outcome

Outcome Number	Unique students	Achieved	Percentage
Learning Outcome 1.1	1510	1424	94%
Learning Outcome 1.2	74	70	95%
Total	1584	1494	94%

Distribution of all assessments

Learning outcome ● 1.1 ● 1.2



Outcome Number	Learning Outcome
Learning Outcome 1.1	Upon reaching this goal, students will be able to write clear, correct, and effective prose, crafted to achieve a range of purposes and address a variety of audiences, incorporating and citing sources gathered from primary (observational) or secondary (bibliographic) research.
Learning Outcome 1.2	Upon reaching this goal, students will be able to communicate with a variety of audiences not only in writing but also by speaking and using a range of electronic and digital modes.

All assessments

Outcome Number	4	3	2	1	0	Total
Learning Outcome 1.1	878	431	115	38	48	1510
ENGL 1013	183	133	41	16	20	393
ENGL 1023	646	291	71	22	28	1058
ENGL 1023H	18					18
ENGL 1033	31	7	3			41
Learning Outcome 1.2	43	20	8		4	75
MLIT 1013	22	15	6		2	45
MUHS 3703	6	2	2			10
MUHS 3713	15	3			2	20
Total	921	451	123	38	52	1585

Assessments of 2 or higher

Outcome Number	Achieved	Percentage
Learning Outcome 1.1	1424	94%
ENGL 1013	357	91%
ENGL 1023	1008	95%
ENGL 1023H	18	100%
ENGL 1033	41	100%
Learning Outcome 1.2	71	95%
MLIT 1013	43	96%
MUHS 3703	10	100%
MUHS 3713	18	90%
Total	1495	94%

Goal 2

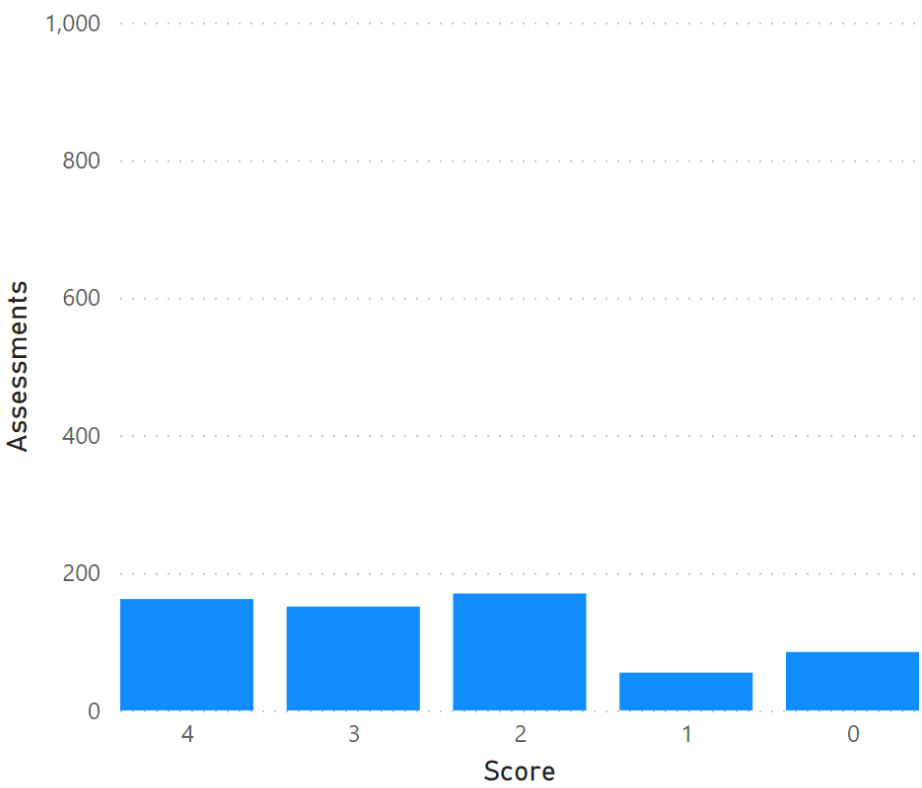
Build core skills of quantitative literacy.

Highest score per student for each learning outcome

Outcome Number	Unique students	Achieved	Percentage
Learning Outcome 2.1	623	483	78%
Total	623	483	78%

Distribution of all assessments

Learning outcome ● 2.1



Outcome Number	Learning Outcome
Learning Outcome 2.1	Upon reaching this goal, students will have the ability and habit of mind to search out quantitative information, critique it, reflect upon it, and apply it in their public, personal, and professional lives; formulate decisions and problem solving based on critical reasoning and analysis; synthesize quantitative information from a variety of sources to solve problems and interpret results; perform and solve basic function operations, and solve algebraic problems using appropriate vocabulary.

All assessments

Outcome Number	4	3	2	1	0	Total
Learning Outcome 2.1	162	151	170	55	85	623
MATH 1203	110	105	140	43	77	475
MATH 1313	52	46	30	12	8	148
Total	162	151	170	55	85	623

Assessments of 2 or higher

Outcome Number	Achieved	Percentage
Learning Outcome 2.1	483	78%
MATH 1203	355	75%
MATH 1313	128	86%
Total	483	78%

Goal 3

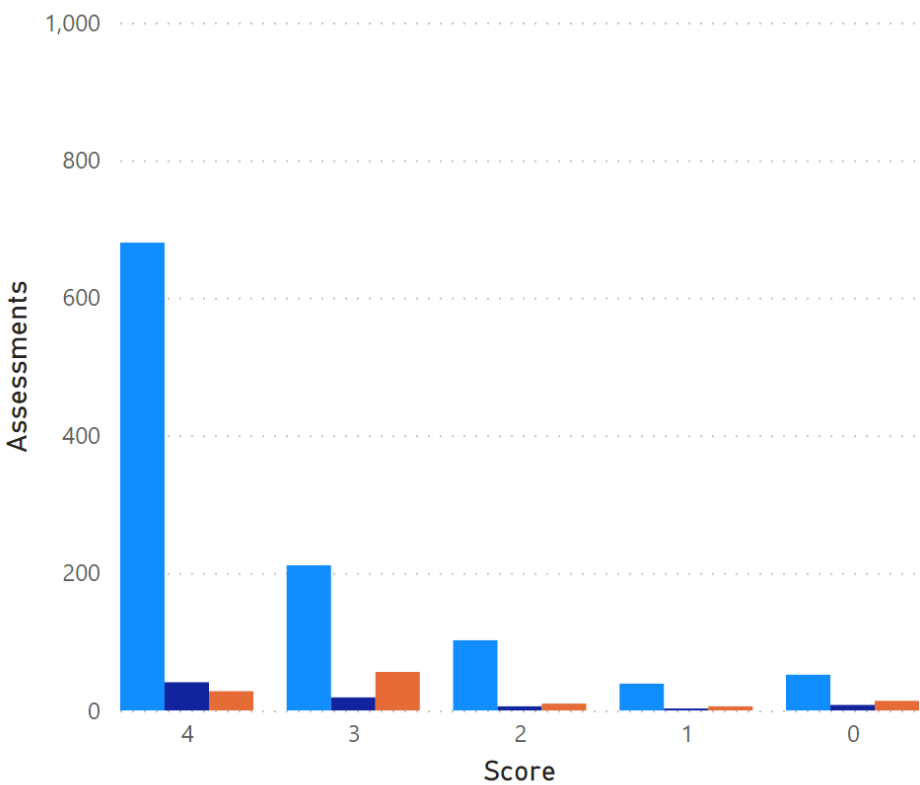
Develop a working knowledge of how scholars and artists think and act in fundamental areas of study.

Highest score per student for each learning outcome

Outcome Number	Unique students	Achieved	Percentage
Learning Outcome 3.1	1078	987	92%
Learning Outcome 3.2	75	66	88%
Learning Outcome 3.3	114	94	82%
Total	1249	1147	91%

Distribution of all assessments

Learning outcome 3.1 3.2 3.3



Outcome Number	Learning Outcome
Learning Outcome 3.1	Upon reaching this goal, students will be able to articulate and apply concepts from one of the fine or performing arts.
Learning Outcome 3.2	Upon reaching this goal, students will be able to articulate a minimum of three vital concepts of aesthetic, humane, and ethical sensibilities embodied in the humanities.
Learning Outcome 3.3	Upon reaching this goal, students will be able to articulate and use the basic principles of human interactions — of individuals, groups, and institutions — in a variety of contexts.
Learning Outcome 3.4	Upon reaching this goal, students will be able to articulate and use, through experiment and observation, the basic principles that govern natural phenomena.

All assessments

Outcome Number	4	3	2	1	0	Total
Learning Outcome 3.1	680	211	102	39	52	1084
MLIT 1003	252	86	62	27	40	467
MLIT 1003H	21	3				24
MLIT 1013	18	15	10		2	45
MLIT 1333	373	103	29	10	10	525
PHIL 4403	16	4	1	2		23
Learning Outcome 3.2	41	19	6	1	8	75
HIST 2003	12	14	5	1	5	37
HIST 2013	29	5	1		3	38
Learning Outcome 3.3	28	56	10	6	14	114
HIST 1113	28	56	10	6	14	114
Total	749	286	118	46	74	1273

Assessments of 2 or higher

Outcome Number	Achieved	Percentage
Learning Outcome 3.1	993	92%
MLIT 1003	400	86%
MLIT 1003H	24	100%
MLIT 1013	43	96%
MLIT 1333	505	96%
PHIL 4403	21	91%
Learning Outcome 3.2	66	88%
HIST 2003	31	84%
HIST 2013	35	92%
Learning Outcome 3.3	94	82%
HIST 1113	94	82%
Total	1153	91%

Goal 4

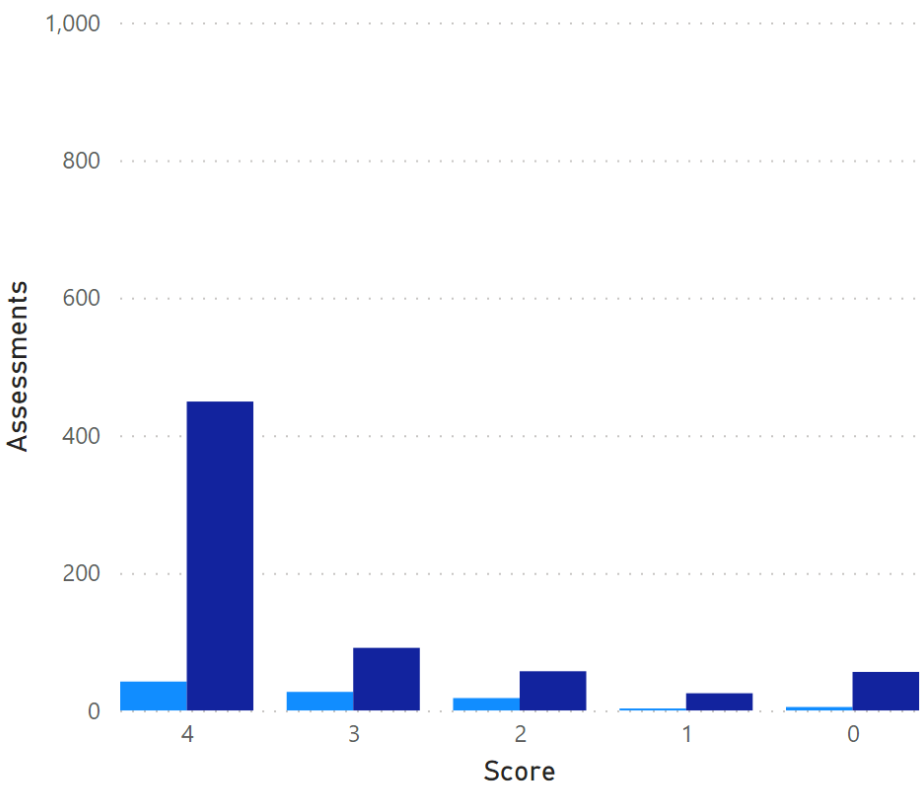
Expand diversity awareness, intercultural competency, and global learning.

Highest score per student for each learning outcome

Outcome Number	Unique students	Achieved	Percentage
Learning Outcome 4.1	93	87	94%
Learning Outcome 4.2	672	593	88%
Total	758	680	89%

Distribution of all assessments

Learning outcome 4.1 4.2



Outcome Number	Learning Outcome
Learning Outcome 4.1	Upon reaching this goal, students will have developed knowledge and abilities to interact appropriately within intercultural contexts and engaging with complex global systems and issues.
Learning Outcome 4.2	Upon reaching this goal, students will have developed familiarity with concepts of diversity in the United States.

All assessments

Outcome Number	4	3	2	1	0	Total
Learning Outcome 4.1	42	27	18	1	5	93
MUSY 2003H	42	27	18	1	5	93
Learning Outcome 4.2	449	91	57	25	56	678
HIST 2003	57	58	18	7	13	153
MLIT 1333	392	33	39	18	43	525
Total	491	118	75	26	61	771

Assessments of 2 or higher

Outcome Number	Achieved	Percentage
Learning Outcome 4.1	87	94%
MUSY 2003H	87	94%
Learning Outcome 4.2	597	88%
HIST 2003	133	87%
MLIT 1333	464	88%
Total	684	89%

Goal 5

Demonstrate critical thinking and ethical reasoning.

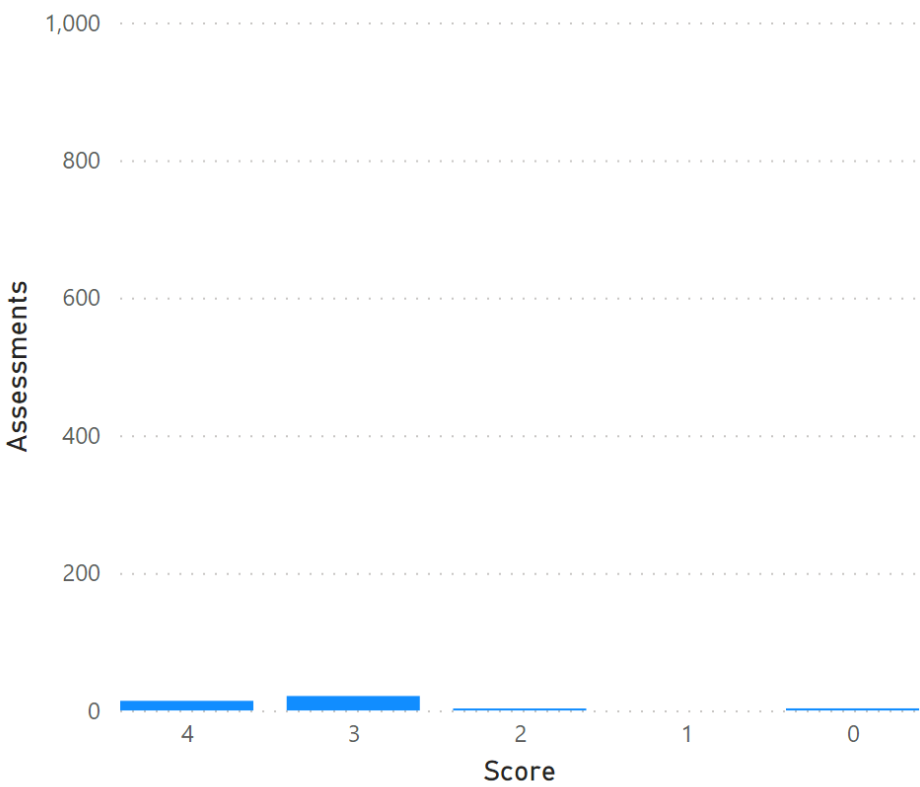
Outcome Number	Learning Outcome
Learning Outcome 5.1	Upon reaching this goal, students will be able to demonstrate essential principles of critical thinking and ethical reasoning and apply them to the evaluation and construction of rational and moral arguments.

Highest score per student for each learning outcome

Outcome Number	Unique students	Achieved	Percentage
Learning Outcome 5.1	40	37	93%
Total	40	37	93%

Distribution of all assessments

Learning outcome ● 5.1



All assessments

Outcome Number	4	3	2	0	Total
<input checked="" type="checkbox"/> Learning Outcome 5.1	14	21	2	3	40
HIST 2013	14	21	2	3	40
Total	14	21	2	3	40

Assessments of 2 or higher

Outcome Number	Achieved	Percentage
<input checked="" type="checkbox"/> Learning Outcome 5.1	37	93%
HIST 2013	37	93%
Total	37	93%

Goal 1

Goal 2

Goal 3

Goal 4

Goal 5

Goal 6

6

Goals

11

Learning outcomes

7

Subjects

17

Courses

Goal Number	Goal
Goal 1	Strengthen written, oral, and multimodal communication abilities.
Goal 2	Build core skills of quantitative literacy.
Goal 3	Develop a working knowledge of how scholars and artists think and act in fundamental areas of study.
Goal 4	Expand diversity awareness, intercultural competency, and global learning.
Goal 5	Demonstrate critical thinking and ethical reasoning.
Goal 6	Gain the ability to synthesize, integrate, and apply knowledge developed throughout the

Outcome Number	Unique Students	LO Achieved	% Achieved
Learning Outcome 1.1	1510	1424	94%
Learning Outcome 1.2	74	70	95%
Learning Outcome 2.1	623	483	78%
Learning Outcome 3.1	1078	987	92%
Learning Outcome 3.2	75	66	88%
Learning Outcome 3.3	114	94	82%
Learning Outcome 4.1	93	87	94%
Learning Outcome 4.2	672	593	88%
Learning Outcome 5.1	40	37	93%
Total	3165	3841	90%

3165

Unique students

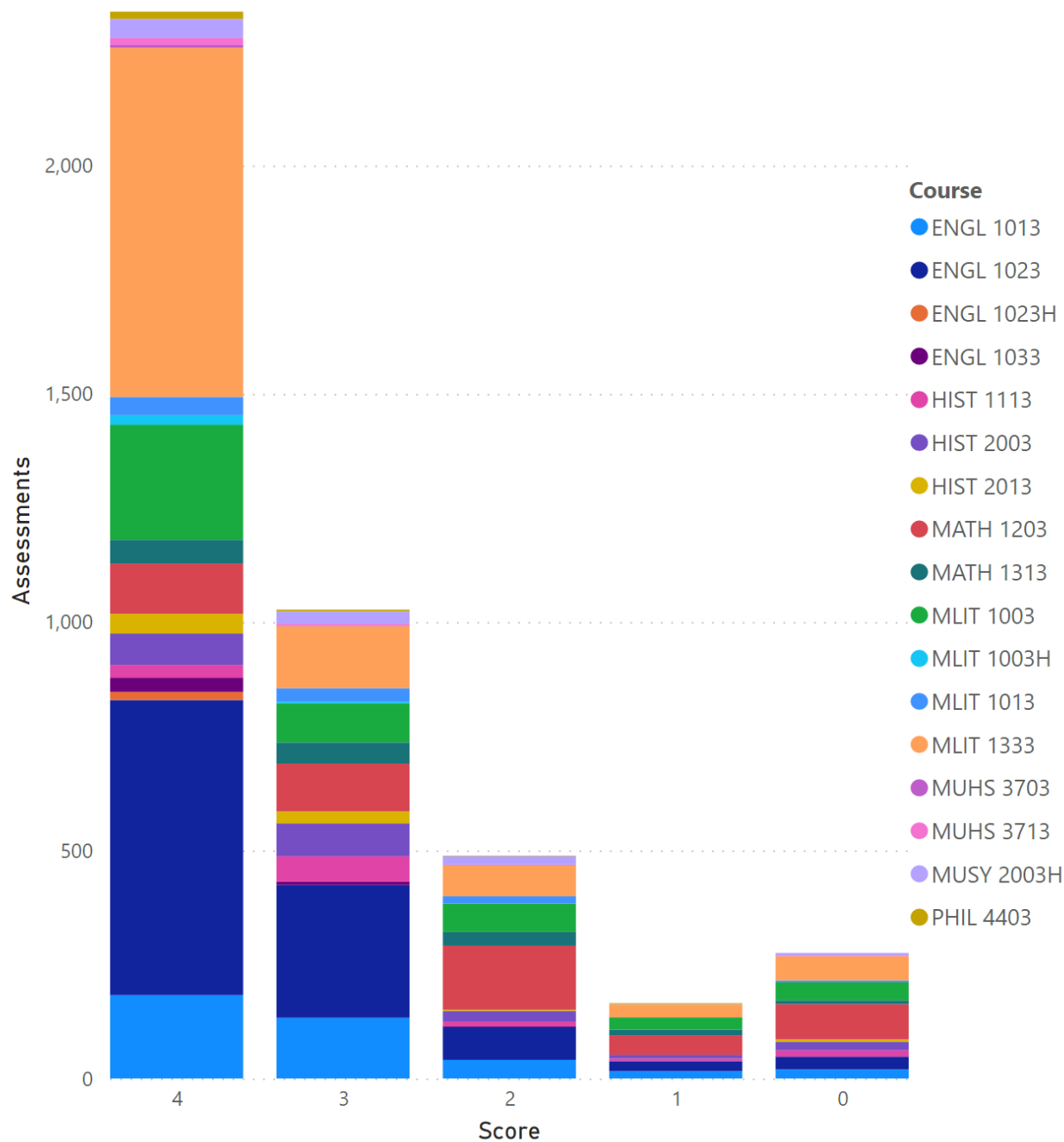
4292

Assessments

90%

Students achieving outcome

Assessments by Score and Course



Handouts:

1.Procedures to Record Outcomes

Fall 2022

**2.List of Classes on Matrix
for Fall 22 Data Collection**

3. Spring 2022 Data

**GELO Open House Q&A Session:
October 26, 2022 in CORD 324**



UNIVERSITY OF
ARKANSAS

Fulbright College
of Arts & Sciences